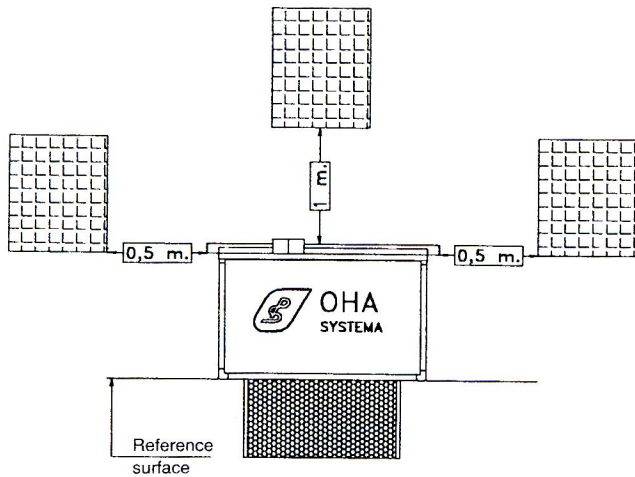
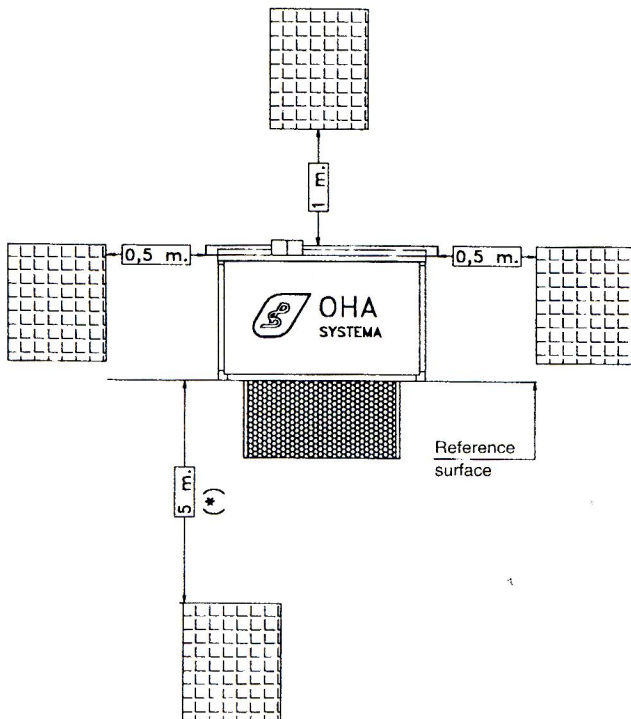


Égő egység beépítési távolságok

COMBUSTION UNITS INSTALLED OUTDOORS ADJACENT TO A WALL



OUTDOOR INSTALLATION
WITH NATURAL GAS




OUTDOOR INSTALLATION
WITH LPG

(*) 2.5 m for appliances
with thermal capacity < 116 kW



= "OHA" COMBUSTION UNIT



= OPENING
(doors which open,
windows which open,
cavity or hollows
for LPG)